


**Paper 2 Listening Test** about 30 minutes  
(+12 minutes transfer time)

**PART 1**


**Questions 1-7**

- There are seven questions in this Part.
- For each question there are four pictures and a short recording.
- You will hear each recording twice.
- For each question, look at the pictures and listen to the recording.
- Choose the correct picture and put a tick (✓) in the box below it.

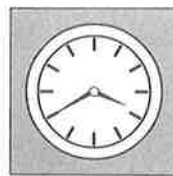
**Example:** What's the time?



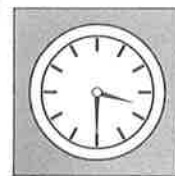
A



B



C



D

1 How did the film end?



A



B




C




D


2 What time does the train to Rome leave?




A



B

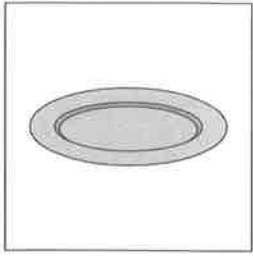


C

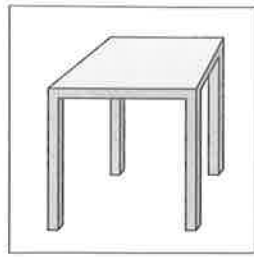


D

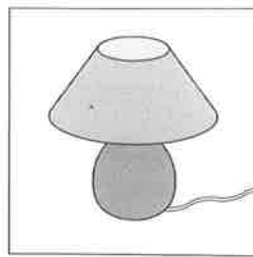
3 What is broken?



A



B

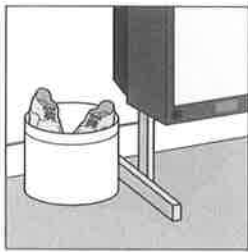


C



D

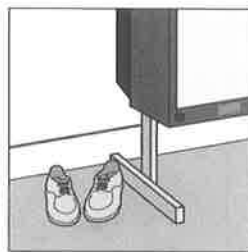
4 Where are the man's shoes?




A



B

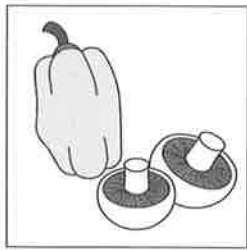


C

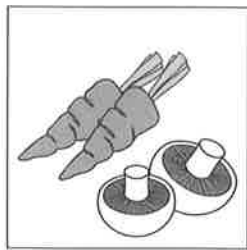


D


5 What will Paul get at the shop?



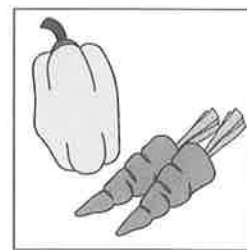
A



B



C



D

Test 2

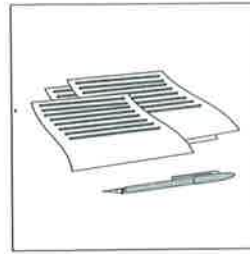
6 How were they told to do their homework?



A



B



C



D

7 What did Helen buy?



A



B



C



D

**PART 2****Questions 8–13**

- Look at the questions for this Part.
- You will hear part of a local radio programme in which someone is talking about a shopping centre.
- Put a tick (✓) in the correct box for each question.

**8** The shopping centre opened

- A**  last week.  
**B**  three weeks ago.  
**C**  two months ago.  
**D**  three years ago.

**9** The speaker suggests the best way of travelling to Waterside is by

- A**  coach.  
**B**  bus.  
**C**  car.  
**D**  train.

**10** On Fridays the shops are open from

- A**  9 to 9.  
**B**  10 to 8.  
**C**  10 to 9.  
**D**  10 to 10.

**11** On the third level, you can

- A**  get information.  
**B**  watch a film.  
**C**  find a bank.  
**D**  buy some shoes.

12 Apart from shopping, what else can you do at Waterside?

- A  Feed the ducks
- B  Take a bus ride round the lake
- C  Go swimming
- D  Go sailing

13 What does the speaker complain about?

- A  There is nowhere to put rubbish.
- B  There are not enough cleaners.
- C  The food in the café was disappointing.
- D  The service in the shops was slow.

**PART 3****Questions 14–19**

- Look at the notes about some messages on an answerphone.
- Some information is missing.
- You will hear five messages left on the answerphone.
- For each question, fill in the missing information in the numbered space.

These messages were on the answerphone.

- **Sarah Smith** rang to say she left her **(14)** ..... behind yesterday.
- **Alex** arrives about 6.00 tomorrow evening.  
Please collect him from station when he rings.  
Has lots of **(15)** ..... !
- **Helen** phoned to invite you to have **(16)** ..... on Saturday.  
Has friends visiting from **(17)** .....
- **Premier Travel** say holiday tickets have arrived.  
Change of departure time from 7.30 am to **(18)** ..... am  
This means 7.30 check-in!
- **Mary** called. Problem at Australian **(19)** ..... Call at once. She's at home after 7.00.

## PART 4

### Questions 20–25

- Look at the six statements for this Part.
- You will hear a conversation between Matthew and his mother.
- Decide if you think each statement is correct or incorrect.
- If you think it is correct, put a tick (✓) in the box under **A** for **YES**. If you think it is not correct, put a tick (✓) in the box under **B** for **NO**.

	<b>A</b> <b>YES</b>	<b>B</b> <b>NO</b>
<b>20</b> Matthew had intended to catch the bus this morning.	<input type="checkbox"/>	<input type="checkbox"/>
<b>21</b> Matthew thought his mother knew he wanted the car this morning.	<input type="checkbox"/>	<input type="checkbox"/>
<b>22</b> Matthew is going to help Alan to repair his car.	<input type="checkbox"/>	<input type="checkbox"/>
<b>23</b> Matthew needs the car next Wednesday.	<input type="checkbox"/>	<input type="checkbox"/>
<b>24</b> Matthew's mother agrees she made a mistake.	<input type="checkbox"/>	<input type="checkbox"/>
<b>25</b> Matthew has the car in the end.	<input type="checkbox"/>	<input type="checkbox"/>